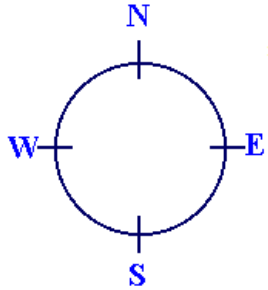


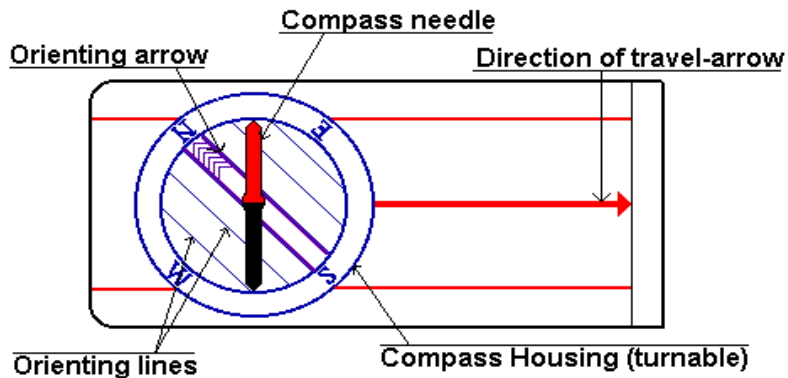
# COMPASS

## 1. DIRECTION



**Remember:** North, South, West, East

## 2. COMPASS DESCRIPTION (Thumb-Compass)

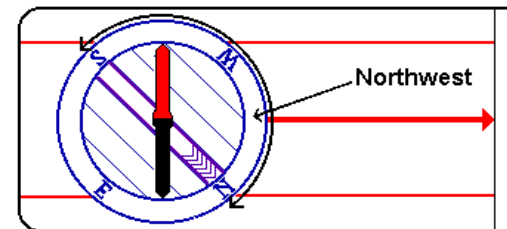


**Remember:** the red part of it is always pointing towards the earth's magnetic north pole.

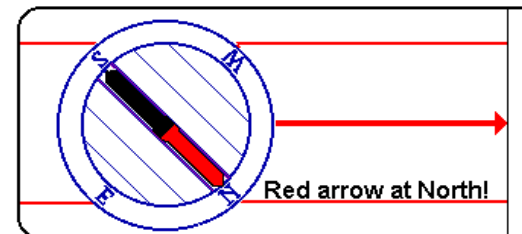
## 3. USING THE COMPASS ALONE

How to go northwest?

- ❖ **Step 1:** Find out where on the compass housing northwest is.
- ❖ **Step 2:** Turn the compass housing so that northwest on the housing comes exactly the large *direction of travel-arrow* meets the housing.

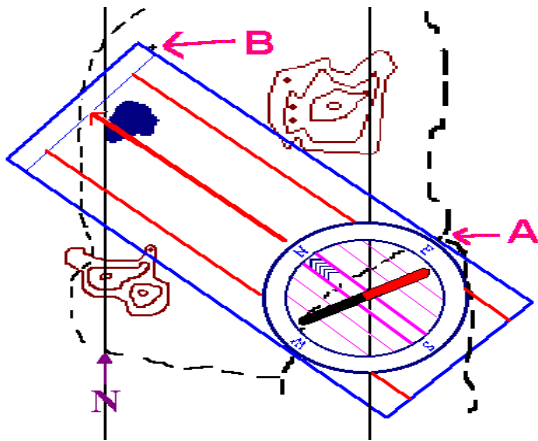


- ❖ **Step 3:** Hold the compass flat in your hand.
- ❖ **Step 4:** Turn yourself until the compass needle is aligned with the lines inside the compass housing.

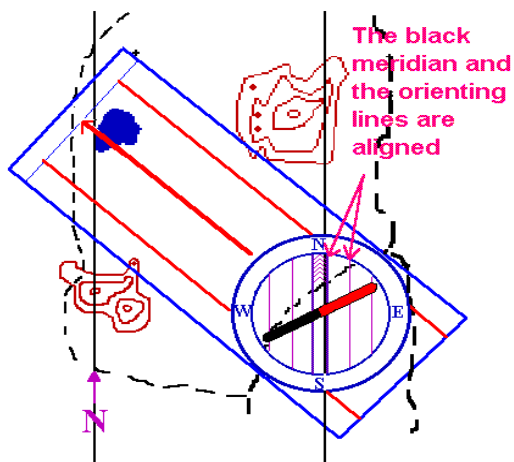


#### 4. USING THE COMPASS IN INTERACTION WITH A MAP

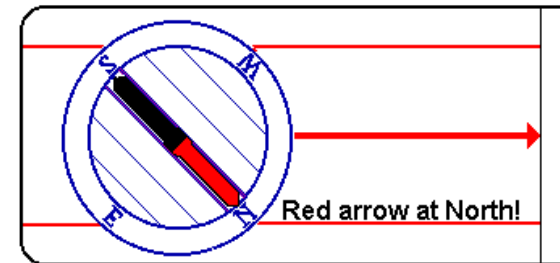
- ❖ **Step 1:** Align the edge of the compass with the starting and finishing point.



- ❖ **Step 2:** Rotate the compass housing until the orienting arrow and lines point N on the map.



- ❖ **Step 3:** Rotate the map and compass together until the red end of the compass needle points north.



- ❖ **Step 4:** Follow the direction of travel arrow on the compass, keeping the needle aligned with the orienting arrow on the housing.

